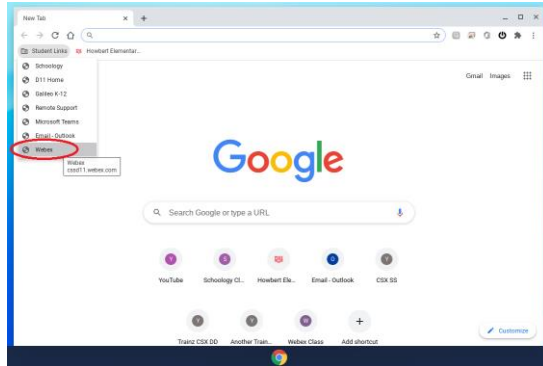


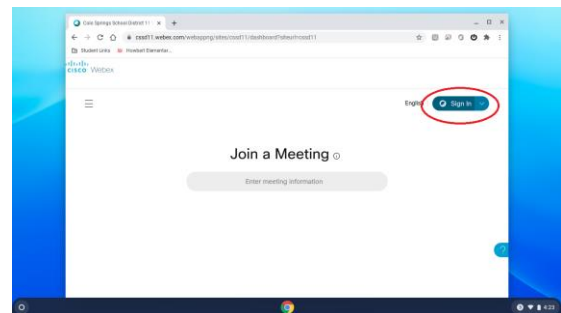
To attend Webex meetings, students must first sign-in to Webex, then open Schoology to join the meeting.

Chromebook – To sign into Webex

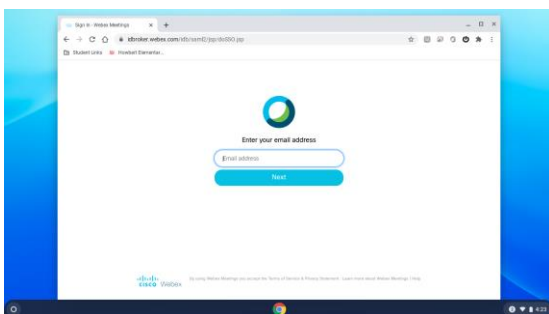
1. Open the Chrome browser and click on Student Links, selecting Webex.



2. Click on the blue "Sign In" button.



3. Log in with your student d11.org email address in the box.



4. Once logged into Webex, open a new tab and go to Schoology.