


INSTRUCTIONS: LOCKDOWN BROWSER INSTALL

TECH TUTOR

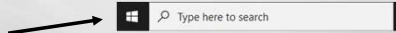
STEP 1



Log in as you normally would into the computer

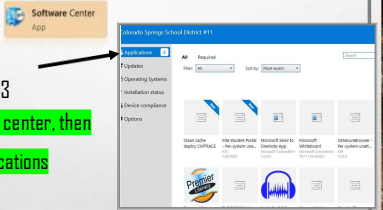
STEP 2

Go down to the search bar and type "software center"



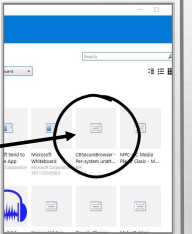
STEP 3

Click on software center, then go to applications




STEP 4

In applications, double click the icon **CBSecureBrowser**



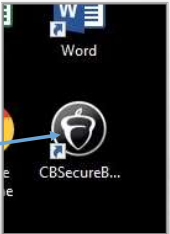
STEP 5

Click **install** for your computer



STEP 6

At the end of the install you should get this icon on your desktop.



INSTALL COMPLETE!

THANK YOU!