

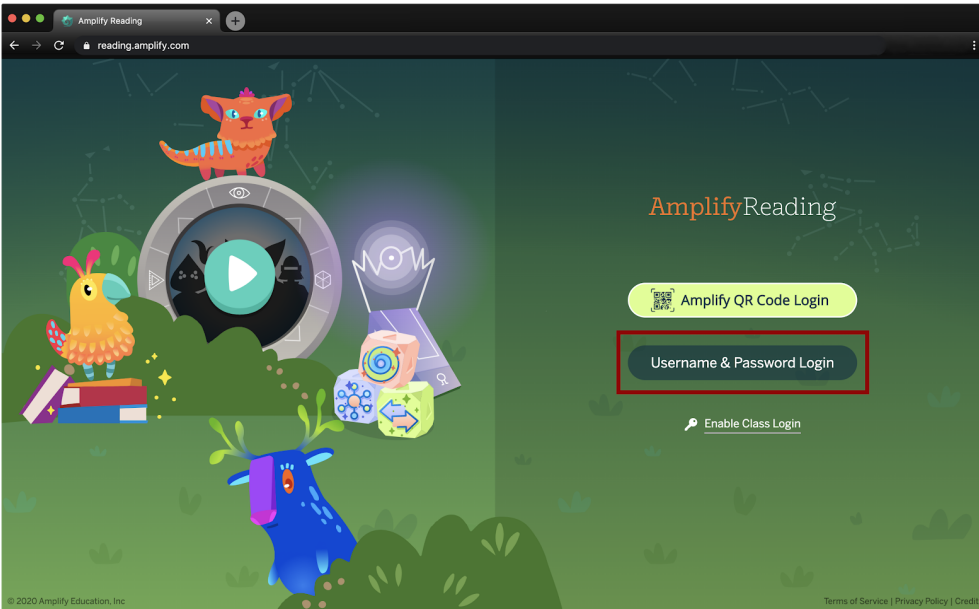
Amplify Reading: Student Log-In Process

Step 1:

Have your student navigate to or use a bookmark to access reading.amplify.com.

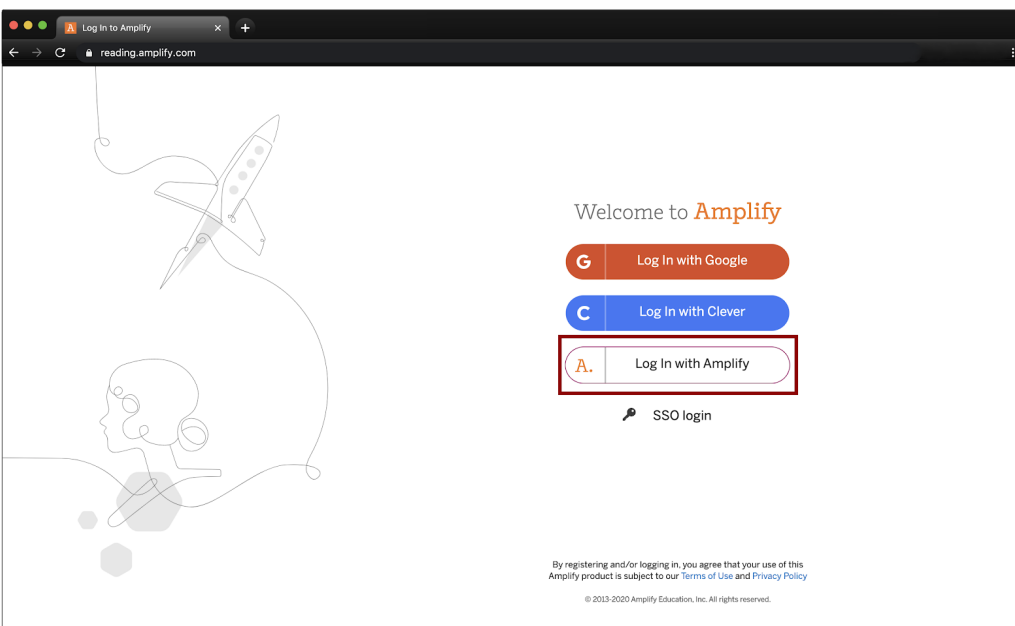
Step 2:

Click on the Username & Password Login option.



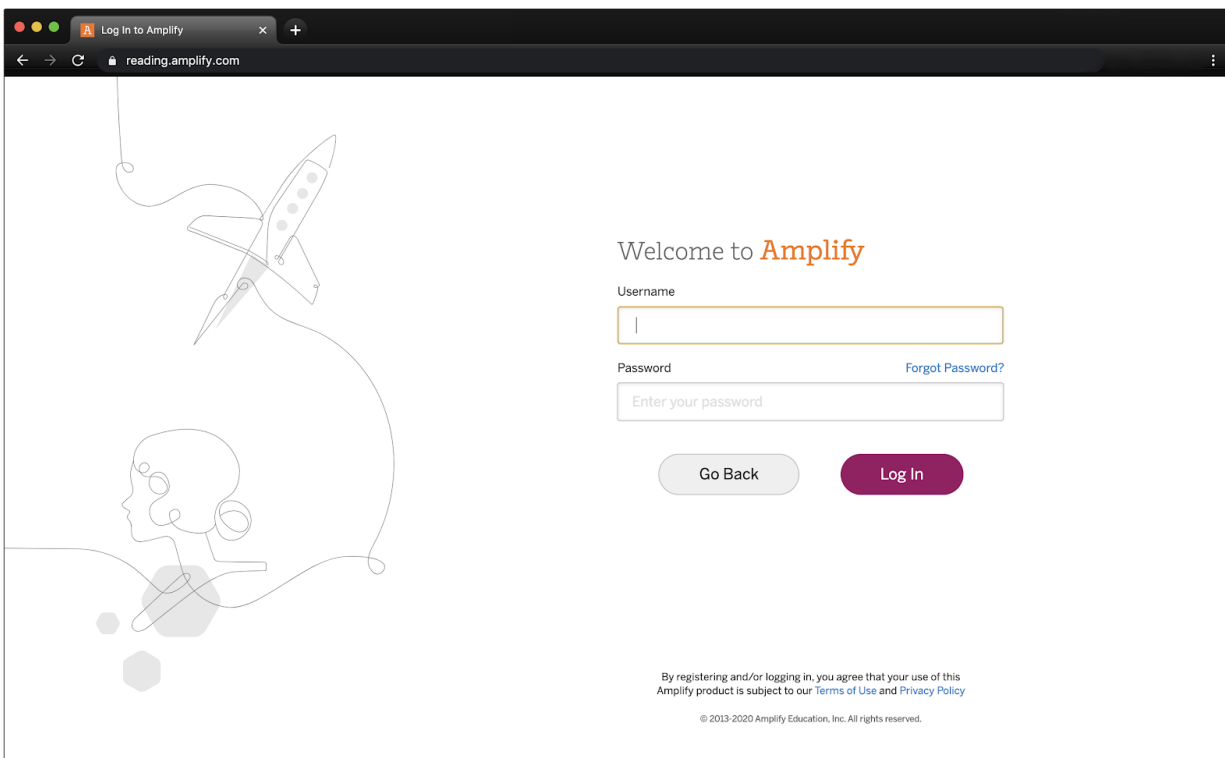
Step 3:

Click on Log In with Amplify.



Step 4:

Enter the Amplify Reading username and password provided to you by your classroom teacher, and click the Log In button to launch Amplify Reading.



Log In to Amplify

reading.amplify.com

Welcome to **Amplify**

Username

Password [Forgot Password?](#)

[Go Back](#) [Log In](#)

By registering and/or logging in, you agree that your use of this Amplify product is subject to our [Terms of Use](#) and [Privacy Policy](#)

© 2013-2020 Amplify Education, Inc. All rights reserved.

Getting Support

For students accessing Amplify Reading from **home**, caregivers can utilize the following resources if an error occurs:

- Contact Support via telephone at (833) 97-Care-8 (833-972-2738) or caregiver@amplify.com.
 - Our support hours are Monday – Friday, 5 a.m. – 8 p.m., and Saturday – Sunday from 8 a.m. – 4 p.m.
 - Additional information on Amplify Reading is also available on [Amplify's Family Support Website](#).

For students accessing Amplify Reading from **school**, teachers can utilize the following resources if an error occurs:

- Contact Support via telephone at (800) 823-1969 or help@amplify.com.
- School staff can also utilize the Live Chat Feature available when logged into mCLASS.