










Popular shortcuts

- Take a screenshot: Press the Screenshot key  . Or press Ctrl + Show Windows .
- Take a partial screenshot: Press Alt + Screenshot , then click and drag. Or press Shift + Ctrl + Show windows , then click and drag.
- Turn Caps Lock on or off: Press Search  + Alt. Or press Launcher  + Alt.
- Sign out of your Google Account: Press Shift + Ctrl + q (twice).
- See all keyboard shortcuts: Press Ctrl + Alt + / (forward slash).
- Right Click. Tap 2 fingers (separated) on the track pad.

All other shortcuts

Important: Depending on your keyboard, you can press the Search key  or the Launcher key  for some shortcuts. Both keys work the same.

Tabs and windows

Open a new window	Ctrl + n
Open a new tab	Ctrl + t
Open a file in the browser	Ctrl + o
Close the current tab	Ctrl + w
Close the current window	Shift + Ctrl + w
Reopen the last tab or window you closed	Shift + Ctrl + t
Go to the next tab in the window	Ctrl + Tab
Go to the previous tab in the window	Shift + Ctrl + Tab
Switch quickly between windows	Press & hold Alt, tap Tab until you get to the window you want to open, then release.
Go to previous page in your browsing history	Alt + Left arrow 
Open the link in a new tab and switch to the new tab	Press Shift + Ctrl and click a link
Open the link in a new window	Press Shift and click a link
Open the link in the tab	Drag the link to the tab's address bar
Open the link in a new tab	Drag the link to a blank area on the tab strip
Open the webpage in a new tab`	Type a web address (URL) in the address bar, then press Alt + Enter
Return the tab to its original position	While dragging the tab, press Esc
Dock a window on the left	Alt + [(left square bracket)
Maximize window	Alt + =
Minimize window	Alt + - (minus)
Dock a window on the right	Alt +] (right square bracket)




Page & web browser

Page up	Alt + Up arrow ^
Page down	Alt + Down arrow v
Scroll down the web page	Space bar
Go to top of page	Ctrl + Alt + Up arrow ^
Go to bottom of page	Ctrl + Alt + Down arrow v
Reload your current page	Ctrl + r
Zoom in on the page	Ctrl and +
Zoom out on the page	Ctrl and - (minus)
Reset zoom level	Ctrl + 0
Stop the loading of your current page	Esc
Right-click a link	Press Alt and click a link
Save the link as a bookmark	Drag link to bookmarks bar
Save your current webpage as a bookmark	Ctrl + d
Search the current page	Ctrl + f
Go to the next match for your search	Ctrl + g or Enter
Go to the previous match for your search	Shift + Ctrl + g or Shift + Enter
Perform a Google search	Ctrl + k (or) Ctrl + e
Show or hide the bookmarks bar	Shift + Ctrl + b
Show the toolbar	Alt + Shift + t
Open the History page	Ctrl + h
Open the Downloads page	Ctrl + j






















Text editing

Turn Caps Lock on or off	Search 🔍 + Alt (or) Launcher ● + Alt
Select everything on the page	Ctrl + a
Select the content in the address bar	Ctrl + L or Alt + d
Select the next word or letter	Shift + Ctrl + Right arrow >
Move to beginning of the line	Search 🔍 + Left arrow < (or) Launcher ● + Left arrow <
Move to end of the line	Search 🔍 + Right arrow > (or) Launcher ● + Right Arrow >
Go to end of document	Search 🔍 + Ctrl + Right arrow > (or) Launcher ● + Ctrl + Right arrow >
Go to beginning of document	Search 🔍 + Ctrl + Left arrow < (or) Launcher ● + Ctrl + Left arrow <
Copy selected content to the clipboard	Ctrl + c
Paste content from the clipboard	Ctrl + v
Cut	Ctrl + x
Undo your last action	Ctrl + z
Redo your last action	Shift + Ctrl + z

System & display settings

Open the Files app	Shift + Alt + m
Preview a file in the Files app	Select the file, then press Space
Display hidden files in the Files app	Ctrl + . (period)
Use function keys	Search  + your preferred function key (or) Launcher  + your preferred function key
See your notifications	Shift + Alt + n
Change screen resolution	Shift + Ctrl and + or - (minus)
Reset screen resolution to default	Shift + Ctrl + 0
Rotate screen 90 degrees	Shift + Ctrl + Rotate 

Accessibility

Turn on high contrast mode	Search  + Ctrl + h (or) Launcher  + Ctrl + h
Magnify your whole screen	Ctrl + Search  + m (or) Ctrl + Launcher  + m
Magnify part of your screen	Ctrl + Search  + d (or) Ctrl + Launcher  + d
Highlight the launcher button on your shelf	Shift + Alt + L
Highlight the next item on your shelf	Shift + Alt + L, then Tab (or) Shift + Alt + L, then Right arrow 
Highlight the previous item on your shelf	Shift + Alt + L, then Shift + Tab (or) Shift + Alt + L, then Left arrow 
Open the highlighted button on your shelf	Shift + Alt + L, then Space (or) Shift + Alt + L, then Enter
Remove the highlight from a button on your shelf	Shift + Alt + L, then Esc
Switch focus between: <ul style="list-style-type: none"> • Status area (where the time appears) • Launcher • Address bar • Bookmarks bar (if visible) • The webpage that's open • Downloads bar (if visible) 	Ctrl + Back  or Ctrl + Forward 
Highlight the bookmarks bar (if shown)	Shift + Alt + b
Highlight the row with the address bar	Shift + Alt + t
Open right-click menu for highlighted item	Search  + Shift + Increase volume  (or) Launcher  + Shift + Increase volume 
Move an app icon up, down or to the side in the launcher	Ctrl + Up  , Down  , Left  , or Right 
Move an app in or out of a folder in the launcher	Ctrl + Shift + Up  , Down  , Left  , or Right 