

Name: \_\_\_\_\_

# Homework Project

This week we will choose a topic that you will focus on for the next few weeks. **Choose one** of the following topics and **explain why** you chose that topic in complete sentences. Parents and students then must sign this paper and turn it in on **Friday, February 15**.

## Topic 1: How-to Book

Students will think of something they have always wanted to figure out. Research how to do something and create a How-To book that includes detailed processes and diagrams to teach someone else how to do something. For example, students could create a how-to book on how to code their own mobile app. Students should make sure their books include all the parts of a Non-Fiction Text (ie: Title, Headings, diagrams with labels, glossary, and a bibliography).

What is the topic of your How-To book? Why did you choose that topic?

---

---

---

## Topic 2: Advertise a Business that Helps Others

Find a local business in Colorado Springs that helps others in our community. Research what they do and create a presentation about that business AND create an advertisement to promote that business. For example, students could choose Care and Share, create a poster or Power Point presentation on what that business does, and create a poster to help support their mission.

What business will you choose? Why did you choose this business?

---

---

---

[More Topics on back >](#)

### **Topic 3: Amusement Park Ride Design**

Research and design an amusement park ride. Students must create a diorama using household items (paper towel rolls, paper, cotton balls, etc.). Students must research the mechanics behind an amusement park ride and be able to explain how it works. Students will create a presentation describing how their ride will work making connections to their research.

What amusement park ride are you going to create? What ride are you going to research?

---

---

---

### **Topic 4: Reduce, Reuse, Recycle Plan**

Students will create a persuasive plan and a poster to create a reduce/reuse/recycle program at their school. Students will understand and research the importance of reduce/reuse/recycle and explain the Pros and Cons. Students can highlight a specific movement regarding recycling in the world.

Why is recycling important to you? How do you plan on persuading your classmates to reduce/reuse/recycle?

---

---


---

Parent Signature:

---

Student Signature:

---



# Homework Project

## Second Task

Planning and research time! Parents and students must sign this paper and turn it in on **Friday, March 1**.

Now that we have your project Task chosen, brainstorm how you will create your project and complete the research for needed to complete your project. Remember, some topics require a model and a presentation. Refer to the rubric for your chosen topic.

**Part 1:** Brainstorm a list of the supplies you will need to create your project. Teachers can supply construction paper, crayons, and glue (if needed).

---

---

---

---

---

---

**Part 2:** Research your topic. Students will have 2 weeks to complete their research. Students must include at least 5 quality facts in complete sentences.  
Topic Chosen:

---

Sources Used for Research:

1. 

---
2. 

---
3. 

---
4. 

---

Write 5 or more facts you have learned about your topic. Facts must be in complete sentences.

---

---

---

---

---

---

---

---

---

---

---

---

---

---

---

---

---

---

---

---

---

---

---

---

---

---

---

---

Parent Signature:

---

Student Signature:

---

# Recycle Plan Rubric

	4	3	2	1
Effort	Student writes clear 2+ sentence responses with detailed explanations.	Student writes clear 2+ sentence responses.	Student writes in short 1 sentence responses or explanations.	Student writes incomplete sentences OR does not turn in final project.
Timeliness	Student turns in all tasks on time.	Students turn in 3 tasks or turns in late 1 time.	Student turns in 1-2 tasks or turns in late 2 or more times.	Student does not turn in any tasks.
Required Components of Project	Student has a Persuasive Plan AND Poster with 7 or more details.	Student has a Persuasive Plan AND Poster with 4-6 details.	Student has a Persuasive Plan AND Poster with 2-3 details.	Student only has a Persuasive Plan OR a Poster. OR Student does not turn in work.

# Advertise a Business Rubric


	4	3	2	1
Effort	Student writes full sentence responses and has a clear complete poster.	Student writes short sentences with some details and has a poster.	Student writes short sentences without details and has an incomplete poster.	Student writes incomplete sentences OR does not turn in final project.
Timeliness	Student turns in all tasks on time.	Students turn in 3 tasks or turns in late 1 time.	Student turns in 1-2 tasks or turns in late 2 or more times.	Student does not turn in any tasks.
Required Components of Project	Student has a detailed presentation AND a visual that has a clear purpose.	Student has a plan AND a visual.	Student has only a plan OR a visual, not both.	Student does not have a detailed plan or a visual.

# How-to Book Rubric

	4	3	2	1
Effort	Student writes clear sentence responses with detailed explanations.	Student writes clear sentences with some detail.	Student writes in short sentence responses with little or no detail.	Student writes incomplete sentences OR does not turn in final project.
Timeliness	Student turns in all tasks on time.	Students turn in 3 tasks or turns in late 1 time.	Student turns in 1-2 tasks or turns in late 2 or more times.	Student does not turn in any tasks.
Required Components of Project	Student has all the following components: Title, Headings, diagrams with labels, glossary, and a bibliography. Student's How-To process is in sequential order.	Student has 3 out of the following components: Title, Headings, diagrams with labels, glossary, and a bibliography. Student's How-To process is in sequential order.	Student has 1-2 of the following components: Title, Headings, diagrams with labels, glossary, and a bibliography. Student's How-To process is in sequential order.	Student does not include any of the require components.


# Amusement Park Ride Rubric

	4	3	2	1
Effort	Student writes clear 2+ sentence responses with detailed explanations.	Student writes clear 2+ sentence responses.	Student writes in short 1 sentence responses or explanations.	Student writes incomplete sentences OR does not turn in final project.
Timeliness	Student turns in all tasks on time.	Students turn in 3 tasks or turns in late 1 time.	Student turns in 1-2 tasks or turns in late 2 or more times.	Student does not turn in any tasks.
Required Components of Project	Student has a detailed plan AND a visual with clear labels.	Student has a plan AND a visual.	Student has only a plan OR a visual, not both.	Student does not have a detailed plan or a visual.




# Homework Project

Create and complete your final project! Don't forget to refer to the required components on the rubric. Final Projects are due on **Friday, March 15.**




# Homework Project

Create and complete your final project! Don't forget to refer to the required components on the rubric. Final Projects are due on **Friday, March 15.**



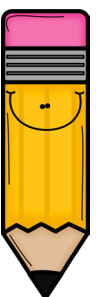
# Homework Project

Create and complete your final project! Don't forget to refer to the required components on the rubric. Final Projects are due on **Friday, March 15.**



# Homework Project

Create and complete your final project! Don't forget to refer to the required components on the rubric. Final Projects are due on **Friday, March 15.**



# Homework Project

Create and complete your final project! Don't forget to refer to the required components on the rubric. Final Projects are due on **Friday, March 15.**