


# Homework Project



The first round of Homework Projects were wonderful!

The next Unit in our Literacy program is focusing on problem solving in our global community. The topics below relate to our Literacy focus.

This project can be completed with the help of parents, guardians or siblings. Each week, your student will have a task to complete. Each task will be sent home on Fridays and will be due on Tuesdays. The final project will be **due on December 1st**.

## First Task

This week we will choose a topic that you will focus on for the entire 5 weeks. **Choose one** of the following topics and **explain why** you chose that topic in complete sentences. Parents and students then must sign this paper and turn it in on **Tuesday, November 10th**.

### Topic 1: Government Research Project

Choose any country in the world to research the structure of their government. How does structure of that government play a role in helping a country run smoothly? Students may create a poster or PowerPoint presentation giving background on the country they chose and explaining the structure of their government.

What country did you choose? Why did you choose that country?

---

---

---

---

## Topic 2: Community Project Plan

This project will map out a plan for either a community fundraiser, a show, or event. Choose a project to give back to your community. For example, the student will show a project plan for setting up a Talent Show that raises money for their local Animal Hospital. The project would include planning documents and a diorama of the show in action.

What community project will build? Why did you choose that project?

---

---

---

---

## Topic 3: How-To Book

Students will think of something they have always wanted to figure out. Research how to do something and create a How-To book that includes detailed processes and diagrams to teach someone else how to do something. For example, students could create a how-to book on how to code their own mobile app. Students should make sure their books include all the parts of a Non-Fiction Text (ie: Title, Headings, diagrams with labels, glossary, and a bibliography).

What is the topic of your How-To book? Why did you choose that topic?

---

---

---

---

Parent Signature:


Student Signature:

---

---

# Homework Project

## Second Task



Choose how you will present your topic that you chose last week. Parents and students then must sign this paper and turn it in on **Tuesday, November 17**. Now that we have your project Task chosen, brainstorm how you will create your project. Attached is a rubric that teachers will be using to score your final project for your chosen task.

**Part 1:** Brainstorm a list of the supplies you will need to create your project. Teachers can supply construction paper, crayons, and glue (if needed).

_____	_____
_____	_____
_____	_____
_____	_____


**Part 2:** Use the space on the back of this paper to sketch a picture of what your project will look like. Include titles, labels, and any sketches of pictures or dioramas you plan on including with your project.

**Task 1** will be a project plan and/or diorama.

**Task 2** will be a poster or a PowerPoint presentation.

**Task 3** will be a How-To book.

Sketch a picture of what your project will look like:

A large, empty rectangular box with a thick black border, intended for a student to draw a sketch of their project.

Parent Signature:


---

Student Signature:

---

# Homework Project

## Third Task/Fourth Task



Research your topic. Students will have 2 weeks to complete their research and complete their project. Parents and students then must sign this paper and turn it in on **Tuesday, December 1st**. Students must include at least 5 quality facts in complete sentences.

Topic Chosen:

---

---

Sources:

---

---

---

---

---

---

---

