

# *Khan Academy Music Basics*

## *Reading Music Lesson #2*

### **Learning Goals:**

- Describe the purpose of a ledger line
- Define the meaning of the musical term “octave”
- Name the notes of the treble clef staff using reminder phrases (“FACE” for the spaces and “Every Good Band Draws Fans” or other phrase for the lines)

### **Instructions and Tips:**

- Watch the Khan Academy video at [this link](#).
- Pause the video or re-watch any parts of the video that are confusing or unclear. Email Mr. Hanson if you get stuck.
  - Use the learning goals to guide your viewing.
  - How are ledger lines used? Is there a limit to how many ledger lines can be used above or below a staff?
  - Octave is a measure of space between pitches, what is that space?
  - Can you come up with your own memory device to remember the notes of the lines and spaces of the treble clef?

### **Take the quiz:**

When you are ready, open the quiz on this video at [this link](#). Make sure to answer every question and do your best!

After the quiz, click the “View results” button to see your answers. Correct answers will be indicated with a green checkmark. ✓

Text box answers may or may not have a correct answer. If they do, the correct answer will be shown when you view the results.

✓ Thanks!

Nice work! If you missed some, feel free to try again!

[View results](#)


[Submit another response](#)

Feel free to take the quiz as many times as you'd like.

### Extra resources:



Use this handy guide in a browser window to help guide your answers. It contains the names of all the notes on the lines and spaces of the treble clef staff.

**Treble Clef Notes**



A musical staff with a treble clef. A red arrow points to the clef with the text "Treble Clef". The staff contains nine whole notes: E (bottom line), F (first space), G (second line), A (second space), B (third line), C (third space), D (fourth line), E (fourth space), and F (top line). The letters E through F are printed below each note.

**Line Notes**                      **Space Notes**



Two smaller musical staves. The left one, titled "Line Notes", shows five whole notes on the lines of a treble clef: E, G, B, D, and F. The right one, titled "Space Notes", shows four whole notes in the spaces of a treble clef: F, A, C, and E. The letters are printed below each note.