

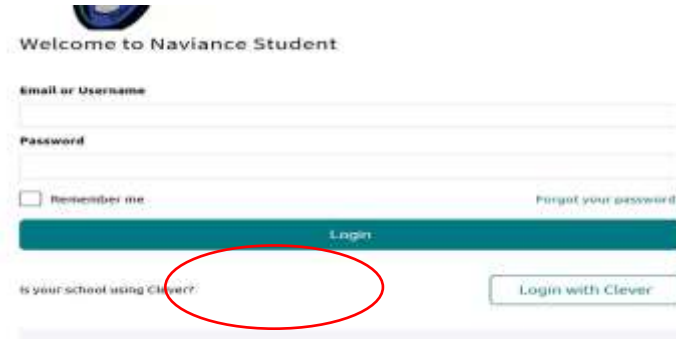
## Naviance/ICAP How-To: Registering for a College Visit



1. Go to the Doherty home page and select the “Counseling” tab. Select “Naviance/ICAP”.



2. Click on the hyperlink on this page which will lead to the log-in page. Once at the login page students should select “Login with Clever”.



Welcome to Naviance Student

Email or Username

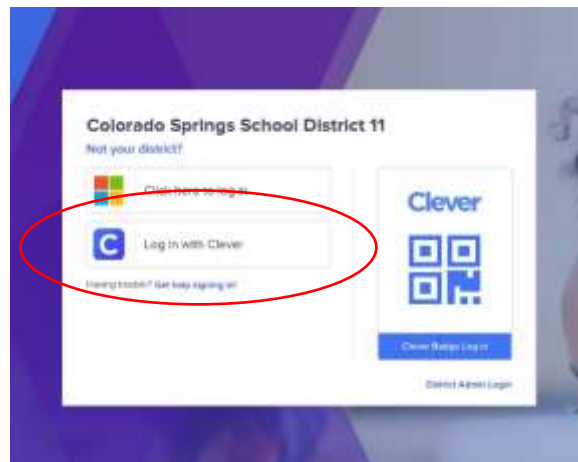
Password

Remember me [Forgot your password?](#)

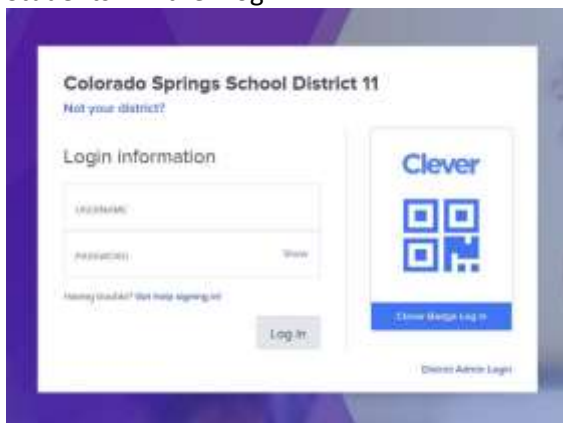
Login

is your school using Clever? [Login with Clever](#)

3. Students will be redirected to Clever. Select “Log In with Clever”.



4. Students will then log in.



Colorado Springs School District 11

Not your district?

Login information

USERNAME

PASSWORD [View](#)

Having trouble? Get help signing in

[Log In](#)

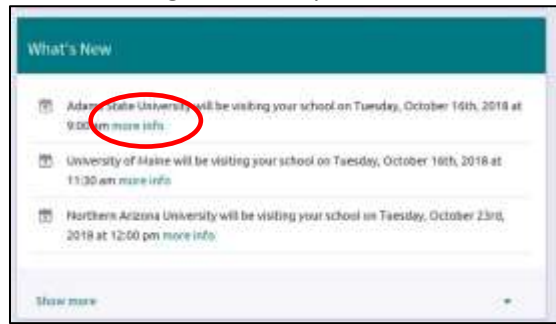
[Clever Help](#) [Log in](#)

[District Admin Login](#)

Student Username is student's network login

Password: **student ID#**

5. Once logged in and at the home page, look at the bottom right-hand side under “What’s New”. A list of upcoming college visits will be available. To register for a specific event, click on the “more info” hyperlink.



6. Once on the event page, click “Register” in the top righthand corner.



7. Students will know that they are registered when status says “Registered” in the top right corner.

