



Naviance/ICAP: Searching and Applying to Scholarships



1. Go to the Doherty home page and select the “Counseling” tab. Select “Naviance/ICAP”.



2. Click on the hyperlink on this page which will lead to the log-in page. Once at the login page students should select “Login with Clever”.

Welcome to Naviance Student

Email or Username

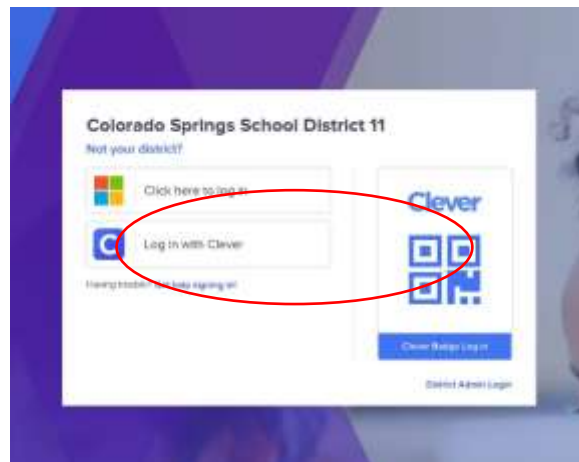
Password

Remember me [Forgot your password?](#)

Login

Is your school using Clever? Login with Clever

3. Students will be redirected to Clever. Select “Log In with Clever”.



4. Students will then log in.

Colorado Springs School District 11

Not your district?

Click here to log in

Log in with Clever

Having trouble? Get help logging in

Log in

Clever Single Sign On

District Admin Login

Student Username is student's network login

Password: **student ID#**



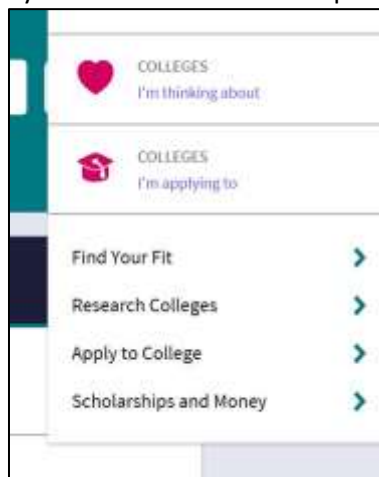
Naviance/ICAP: Searching and Applying to Scholarships



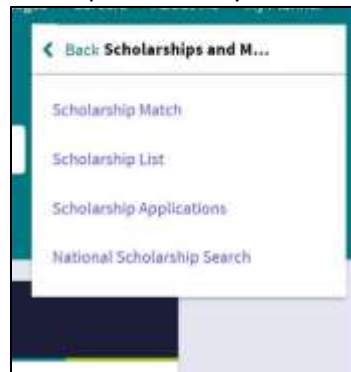
5. From the home page, select the Colleges tab in to top right-hand corner.



6. Click on Scholarships and Money at the bottom of the drop-down menu.



7. Select Scholarship List in the “Scholarship and Money” menu.



8. A list of scholarships will open. To learn about each scholarship requirements and deadlines click on the name of the scholarship and it will open a separate page with information for each scholarship.

Name	Amount	Deadline	More Info	Apply Now
Scholarship Match	\$1,000	12/15		
National Scholarship Search	\$1,000	12/15		