

Office Location:

D11 Distribution Center
5260 Geiger Blvd
Colorado Springs,
CO 80915

Phone:

(719) 520-2924

Email:

Kent.Wehri@D11.org


Web Site:

https://www.d11.org/fns

Colorado Springs School District 11 Food & Nutrition Services

Department Overview – May 2018

Team Vision: *We will serve every child, every day*



Director:

Kent Wehri, SNS

Department Information

- \$14.3 million “break-even” operating budget appropriation (*FY2019 appropriation*);
 - Fund pays \$528,218 in indirect expenses to the general fund (*from FY2019 budget*);
- Approximately 350 department employees;
- Department services include:
 - Breakfast, lunch, afterschool snack, and dinner programs for students, summer food service, catering, special diet management, garden and farm to school, food rescue, and nutrition education.

FY2017 Statistics

- 2.40 million lunch and equivalent meals were served;
 - 64 sites** serve lunch;
- 1.27 million breakfast meals were served;
 - 47 sites** serve breakfast;
- 47,038 Free Snacks were served after school
- 11,078 Supper meals were served

** FY2018 Contracts to provide food and nutrition services with eleven private or charter schools, five Colorado Springs School District 11 charter schools, and Discover Goodwill.

A Look Ahead at Challenges and Opportunities for Food & Nutrition Services (FNS)

Challenges:

- Fuel, food, supply, and labor (including Affordable Care Act and Colorado Minimum Wage Increases) costs will continue to increase faster than federal and state reimbursements;
- Financial impact (costs) caused by *Breakfast After the Bell (HB13-1006)* implementation in sites between 70-80 percent Free & Reduced eligibility;
- District enrollment continues to decline;
- Staffing shortages.

Opportunities to support our team’s vision: *We will serve every child, every day!*

We will continue to:

- Expand meal accessibility in District 11;
- Improve the quality of food and service at all levels to be competitive with the “outside world;”
- Improve nutrition standards and food quality at all levels to meet “a higher standard” with the *D11 Good Food Project*;
- *Take Care of Our People* so they can take care of our AWESOME students with GREAT service!

Score Card

Recent Achievements Include:

- *D11 Good Food Project* implementation and constant refinement with higher food quality standards;
- Healthy snack and beverage criteria implemented in all District 11 schools;
- Food rescue operation to serve the hungry in our community at the Westside Cares Food Pantry;
- District 11 FNS has been recognized by local and national media for work in child nutrition;
- Admin. Dietitian Jamie Humphrey arranged and lead *Farm Fresh Markets* at various sites including Carver, Jackson, Mitchell, Swigert, and Twain with *Care and Share* to provide mobile food pantries during the summers of 2015–2018, serving close to 10,000 people, distributing 96,673 lbs. of food EACH summer!
- District 11 FNS was recognized by the *Food Research & Action Center (FRAC) in the Summer Breakfast Report - September 2016* for our partnerships with external organizations and book giveaways during the Summer Food Service Program.
- Assistant Director of Food & Nutrition Services, Janine Russell, was awarded the *USDA “Turnip the Beet”* award in 2018 for her work with the District’s Summer Food Service Program;

Strategic Direction of Food & Nutrition Services

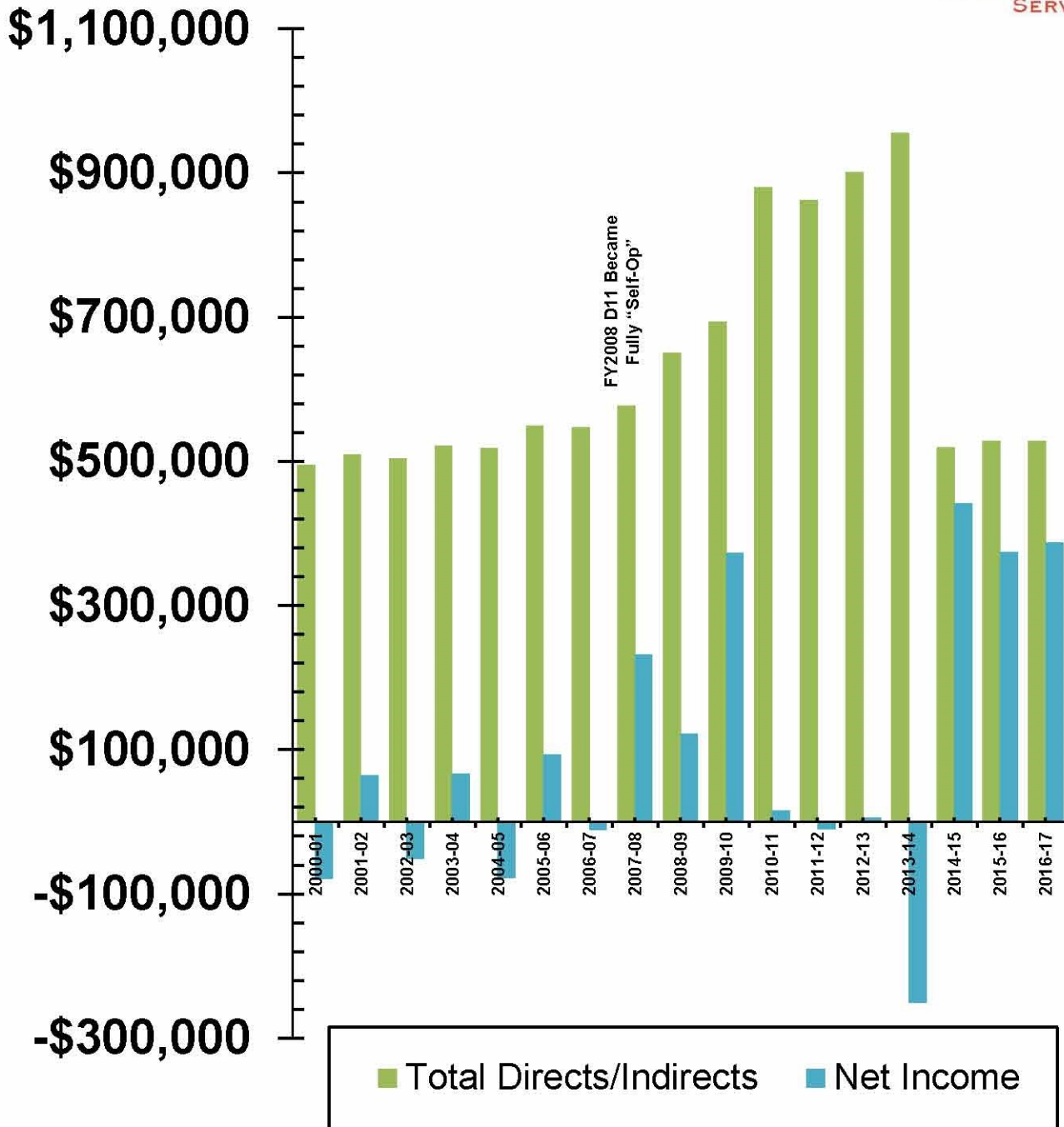

Our Mission: The team of District 11’s Food & Nutrition Services Department supports student achievement through:

- Quality, nutritious meals;
- A positive and safe environment;
- Promotion of student wellness;
- A commitment to continuous improvement;
- Financial accountability.

Our Goals:

- **High levels of satisfaction** for all customers;
- Maintain **financial self-sufficiency** for the department;
- Maintain **safe food** and **safe environment** for all customers and staff; and
- **Nutrition standards** will support a healthy life-style through education and menu choices.

Food Service Fund Performance History



Indirects include Disposal, Utility, Telephone, Depreciation, Risk Management, and General Indirect costs.
 Note: Indirect Cost calculation was changed to comply with USDA guidelines on Indirect Costs in FY2015.