





# Chipeta Elementary RtI Process

<p><b>STEP ONE</b> <b>(Plan)</b> Bring concern(s) about a child to Grade Level Team (Form A)</p>	<p><b>STEP TWO</b> <b>(Do)</b> Implement at least <i>two</i> Intervention ideas from self or the Grade Level Team</p>	<p><b>STEP THREE</b> <b>(Study)</b> If the student is not responding to the interventions, prepare for the Problem-Solving Team Meeting</p>	<p><b>STEP FOUR</b> <b>(Act)</b> RtI Problem-Solving Meeting (Forms B and C)</p>
			
<ol style="list-style-type: none"> <li>1. Review cumulative file.</li> <li>2. Discuss concerns with your teammates and consider asking a peer to observe and provide feedback.</li> <li>3. Document concerns and interventions using Form A.</li> <li>4. Continue ongoing communication with parents.</li> </ol>	<ol style="list-style-type: none"> <li>1. Choose a person to support you such as teammate, LRT, Psychologist, or other.</li> <li>2. Implement interventions (one at a time OR multiple related interventions) with the support of another person (modeling, observing, coaching, and/or offering feedback).</li> <li>3. Assess frequently to monitor progress.               <ul style="list-style-type: none"> <li>• Document 4 to 7 data points per intervention using Form A. Include attachments if necessary.</li> </ul> </li> <li>4. Enter data into AIMSweb when appropriate.</li> <li>5. If interventions are not working, move to STEP THREE.</li> </ol>	<ol style="list-style-type: none"> <li>1. Get help or support from LRT, Psychologist, or other staff member in order to organize data <i>prior</i> to RtI Problem-Solving Meeting.</li> <li>2. Give completed Form A along with all pertinent supporting data to Psychologist.</li> <li>3. Psychologist schedules RtI Problem-Solving Meeting and creates red folder for the student.</li> <li>4. Psychologist notifies parents about the RtI Problem-Solving Meeting.</li> <li>5. RtI member completes student interview.</li> </ol>	<ol style="list-style-type: none"> <li>1. RtI team completes Form C using data to support.</li> <li>2. Teacher provides evidence relevant to area of concern.</li> <li>3. Parents provide additional information about student's strengths, interests, and concerns at home.</li> <li>4. Document solutions and interventions using Form B (What? Who will be responsible? Who can provide support? Etc...)</li> <li>5. Choose assessment method (frequency and duration)</li> </ol>